

Department of Agricultural Marketing
Application Form for Retail Trader License

Step 1: Enter the login details

The screenshot shows a web browser window with the URL <https://serviceonline.gov.in/configureka/>. The page header includes the Government of Karnataka logo, the text 'ಸೇವಾ ಸಿಂಧು Seva Sindhu', and the 'ಸೇವಾ ಸಿಂಧು' logo. The main content area is divided into two panels: 'Apply for Service' and 'Check Your Application Status'. The 'Apply for Service' panel contains a 'Mobile No' input field, an 'OTP/Password' input field with a 'Get OTP' button, a CAPTCHA image showing '4bF7d5', a 'Type here' input field, and a 'Submit' button. Below the input fields are links for 'Forgot Password' and 'New user ? Register here'. The 'Check Your Application Status' panel contains a 'Select Department' dropdown, a 'Select Service' dropdown, an 'Enter your Application ID' input field, and a 'Check Status Now' button. The footer of the page includes '© All Rights Reserved' and 'Powered by SERVICEPLUS'.

Step 2 : Citizen Login will be displayed

ABOUT SERVICE PLUS

Welcome to Service Plus

ServicePlus is a generic application to provide an electronic delivery for all the services provided by The Government to The citizen. The Government of India, State Governments and Local Governments are providing various services to benefit the citizens at Centre, State or Local level primarily Government to Citizen (G2C) and Government to Business (G2B). The services provided are either demand driven or mandated by the legislation. The services provided by Government can be categorized as:

1. Regulatory Services: Regulatory services are services like trade licence, permit for construction of a building etc that can be denied by the Government.
2. Statutory Services: Statutory services are services like Issuance of Birth/Death certificate which cannot be refused by Government.
3. Developmental Services: Developmental Services are services or schemes provided by Government for the benefit of citizens like NREGS, IAY, Old age Pension etc.

The following are the salient features of the software -

1. Service(s) will be created online
2. Citizens will be submitting applications online
3. Service units will be able to receive application online
4. Service units will be able to verify documents and application fee online
5. Service units will be able to escalate application to some other person, in the case of absence of dealing authority, online
6. Citizens will be monitoring Application status online
7. Private Service Access Providers will be participating in the application receipt/submission and service delivery process online message.ekyc.add.mapping=Please add atleast one mapping

Step 3 : Search the required service and click to open

Apply For Services / View All Available Services

view:

SL.No.	Service Name	Department Name	State
1	Accident Relief Fund-KSRTC	Karnataka State Road Transport Corporation	KARNATAKA
2	Accident Relief Fund - NEKRTC	NEKRTC	KARNATAKA
3	Accident Relief Fund-NWKRTC	NWKRTC	KARNATAKA
4	Acid Victim Pension	Directorate of Social Security and Pensions	KARNATAKA
5	Admission for Morarji Desai Residential school - Minority Welfare Department	Minority Welfare Department	KARNATAKA
6	Admission for Pre and Post matric hostels - Minority Welfare Department	Minority Welfare Department	KARNATAKA
7	Agricultural Family Member Certificate / ವ್ಯವಸಾಯಕಾರರ ಕುಟುಂಬದ ವ್ಯಕ್ತಿಗಳಿಗೆ ಪ್ರಮಾಣ ಪತ್ರ	Revenue Department	KARNATAKA
8	Amendment of Bye Laws of Souharda co-operative society	Registrar of Cooperative Societies	KARNATAKA
9	Amendment of License to Manufacture Insecticides	Agriculture Department	KARNATAKA
10	Amendment of Manufacture License for Micro, Multinuclei, Multinuclei	Agriculture Department	KARNATAKA

Step 4 : Fill the Applicant Details & Photocopies details

ಸೇವಾ ಸಿಂಧು
 Seva Sindhu
 Application for Departmental Examination

Department of Agricultural Marketing
ಕೃಷಿ ಮಾರಾಟ ಇಲಾಖೆ
Application Form for Retail Trader License
ಚಿಲ್ಲರೆ ವರ್ತಕರ ಪರವಾನಿಗೆ

Note
 Note: If you do not have an ORG ID, please go to Organisation Registration service to register your organisation and generate ORG ID

Application form

Request Type / ವಿನಂತಿ ಪ್ರಕಾರ * New
 License Type / ಲೈಸೆನ್ಸ್ ವಿಧ * Retail Trader License
 Org ID / ಸಂಸ್ಥೆಯ ಐ ಡಿ * SKA000100
 Market Code / ಮಾರುಕಟ್ಟೆ ಕೋಡ್ * DEFAULT
 Request Status / ವಿನಂತಿಯ ಸ್ಥಿತಿ * 1
 Firm Type / ಸಂಸ್ಥೆಯ ಮಾದರಿ * PARTNERSHIP
 License Period(in years) / ಲೈಸೆನ್ಸ್ ಅವಧಿ(In years) * 10
 Is payment for annual subscription of Krishipete Magazine already made? * Yes No

Step 5 : Enter the OTP and verify mobile Number and Validate

Org ID/ಸಂಸ್ಥೆಯ ಐ ಡಿ * SKA000100
 License Period(in years)/ಲೈಸೆನ್ಸ್ ಅವಧಿ(In years) * 1
 Firm Type/ಸಂಸ್ಥೆಯ ಮಾದರಿ * INDIVIDUAL

Applicant Registration

Applicant Name/ಅರ್ಜಿದಾರರ ಹೆಸರು * ratryertye
 Applicant's Mobile Number/ಅರ್ಜಿದಾರರ ಮೊಬೈಲ್ ನಂ *
 Email Id/ಇ-ಮೇಲ್ ಐ ಡಿ *
 Father/Husband's Name/ತಂದೆ / ಸಂಭೋಧಕರ ಹೆಸರು *
 Date of birth/ಹುಟ್ಟಿದ ದಿನಾಂಕ *
 Age/ವಯಸ್ಸು *

Business Address

Organisation / Firm Name/ಸಂಸ್ಥೆಯ ಹೆಸರು *
 Telephone No/ದೂರವಾಣಿ *
 Email Id/ಇ-ಮೇಲ್ ಐ ಡಿ *
 Address in full/ವಿಳಾಸ *
 State/ರಾಜ್ಯ * Please Select

Mobile number verification
 One time password (OTP) has been sent to the mobile number 990XXXX799.
 Enter OTP * 587436
 Click on validate button to validate OTP
 Validate Close

Step 6 : Click on I agree checkbox and fill the Captcha Code as given & Submit

Declaration

I/We do hereby declare that the information furnished is true to the best of my knowledge and information. I have read and understood the provisions of the Karnataka Agricultural Produce Marketing (Regulation) Act,1966 and Rules 1968 and the Bye-laws of your Market Committee and the standing orders and terms and conditions and restrictions of licence made thereunder and declare that, I/We agree to abide by them and any amendments to the same made from time to time.

I/We also agree to execute an agreement and to fulfill other conditions prescribed by the Agricultural Produce Market Committee from time to time.

I Agree

Additional Details

Apply to the Office * Department of Agricultural Marketing (STATE)

Word verification

811422

Please enter the characters shown above

811422

[Draft](#) [Submit](#) [Close](#) [Reset](#)

Site is technically designed, hosted and maintained by National Informatics Centre
Contents on this website is owned, updated and managed by the Ministry of Panchayati Raj
POWERED BY SERVICEPLUS

Step 7: A fully filled form will be generated for user verification

Application not yet submitted. To proceed click on the appropriate button available at the bottom of this page

Application form

Request Type / ವಿಸ್ತರಣೆ ಪ್ರಕಾರ :	New
License Type / ಲೈಸೆನ್ಸ್ ವಿಧ :	Retail Trader License
Org ID / ಸಂಸ್ಥೆಯ ಐ ಡಿ :	SKA000100
Market Code / ಮಾರುಕಟ್ಟೆ ಕೋಡ್ :	DEFAULT
Request Status / ವಿಸ್ತರಣೆಯ ಸ್ಥಿತಿ :	I
Firm Type / ಸಂಸ್ಥೆಯ ಮಾದರಿ :	PARTNERSHIP
License Period(in years) / ಲೈಸೆನ್ಸ್ ಅವಧಿ(In years) :	10
Is payment for annual subscription of Krishipeeta Magazine already made? :	Yes

Applicant Registration

Applicant Name :	dada
Email Id / ಇ-ಮೇಲ್ ಐ ಡಿ :	govindgovi9@gmail.com
Father/Husband's Name / ತಂದೆ / ಸಂಸಾರಿ ಹೆಸರು :	sadasd
Applicant's Mobile Number / ಅಭ್ಯರ್ಥಿಯ ದೂರವಾರ್ತೆ ಸಂಖ್ಯೆ :	9900194799

Business Address

Organisation / Firm Name / ಸಂಸ್ಥೆಯ ಹೆಸರು :

06/09/2015

Step 8 : Click on Attach Annexure

previously granted by the Market Committee / ಈರ್ಷಕರವರು ಅರ್ಜಿಯನ್ನು
ಮೊದಲಿಗೆ ನೀಡಿದಾಗ, ಬಾಕಿಯು 48 ಗಂಟೆಗಳ
ವಿಳಂಬವನ್ನು ಉಂಟುಮಾಡಿ ಪರಿಶೀಲಿಸುವುದನ್ನು ಒಪ್ಪಿಕೊಳ್ಳುತ್ತೇನೆ :

Whether the applicant owes any dues to the Market Committee on account of **sofas**
charges/costs/expenses/fees/rent or on any other account. If so give details /
ಅರ್ಜಿದಾರನು ಫಾಯ್ಡ್, ಟೇಜ್, ಖರ್ಚು, ಸುತ್ತು, ಬಾಡಿಗೆ ಶುಲ್ಕ, ವಾಟಾಪಡೆ ಇತರ
ವಿಧಗಳಿಗೆ ಅರ್ಜಿದಾರನಿಗೆ, ಸುತ್ತು, ಬಾಡಿಗೆ, ವಾಟಾಪಡೆ ಇತರ
ವಿಧಗಳಿಗೆ ಅರ್ಜಿದಾರನಿಗೆ ಖರ್ಚಾದ ವಿದಿಯನ್ನು ಕೊಡಿ.

Declaration

I/We do hereby declare that the information furnished is true to the best of my knowledge and information. I have read and understood the provisions of the Karnataka Agricultural Produce Marketing (Regulation) Act 1966 and Rules 1968 and the Bye-laws of your Market Committee and the standing orders and terms and conditions and restrictions of licence made thereunder and declare that, I/We agree to abide by them and any amendments to the same made from time to time.

I/We also agree to execute an agreement and to fulfil other conditions prescribed by the Agricultural Produce Marketing Committee from time to time.

I Agree : Yes

Additional Details

Apply to the Office: Department of Agricultural Marketing (STATE)

Draft Reference No: Draft_LAG00125/2020/00001

08/9/2020 11:25:02 IST <http://serviceonline.gov.in/karnataka>

[Attach Annexure](#) [Edit](#) [Cancel](#) [Click here to initiate new application](#)

MINISTRY OF PANCHAYATI RAJ | Digital India | data.gov.in | india.gov.in | Deity | PMINDIA

Site is technically designed, hosted and maintained by National Informatics Centre
Contents on this website is owned, updated and managed by the Ministry of Panchayati Raj
POWERED BY SERVICEPLUS

Step 9: Attach the annexures and save them

Passport Size Photographs of Partners *
Passport size photo of all partners in case of partnership firm
Document Format
Choose File | download.jpg
Scan
Fetch from DigLocker

Place Ownership *
Ownership Document
Document Format
Choose File | sample.pdf
Scan
Fetch from DigLocker

License Agreement *
License Agreement
Document Format
Choose File | sample.pdf
Scan
Fetch from DigLocker

Company Registration Proof *
MOA/AOA
Document Format
Choose File | sample.pdf
Scan
Fetch from DigLocker

Affidavit *
Affidavit
Document Format
Choose File | sample.pdf
Scan
Fetch from DigLocker

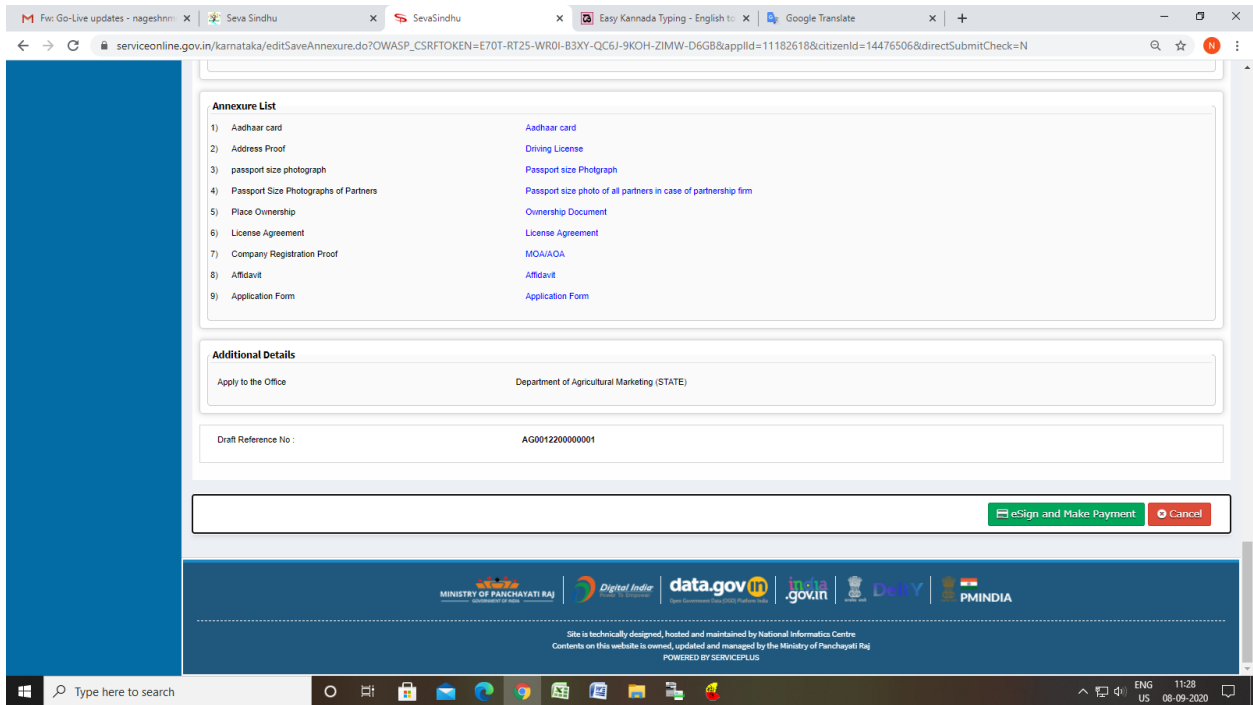
Application Form *
Application Form
Document Format
Choose File | sample.pdf
Scan
Fetch from DigLocker

[Save Annexure](#) [Cancel](#) [Back](#)

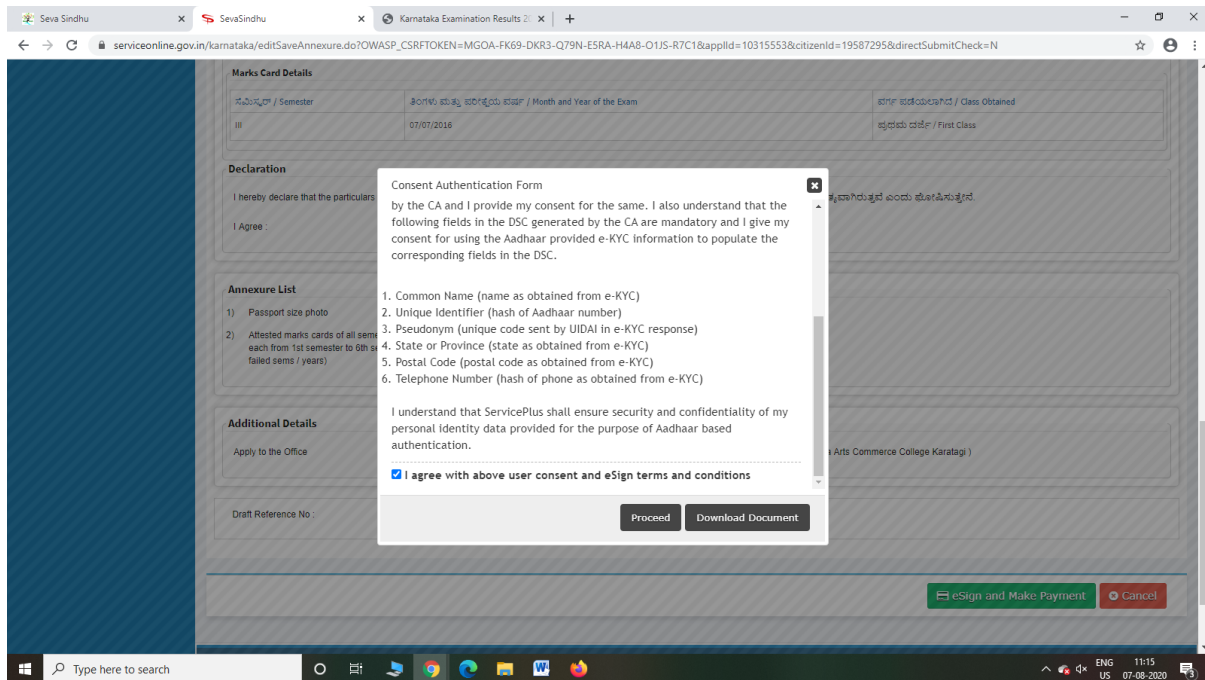
MINISTRY OF PANCHAYATI RAJ | Digital India | data.gov.in | india.gov.in | Deity | PMINDIA

Site is technically designed, hosted and maintained by National Informatics Centre
Contents on this website is owned, updated and managed by the Ministry of Panchayati Raj
POWERED BY SERVICEPLUS

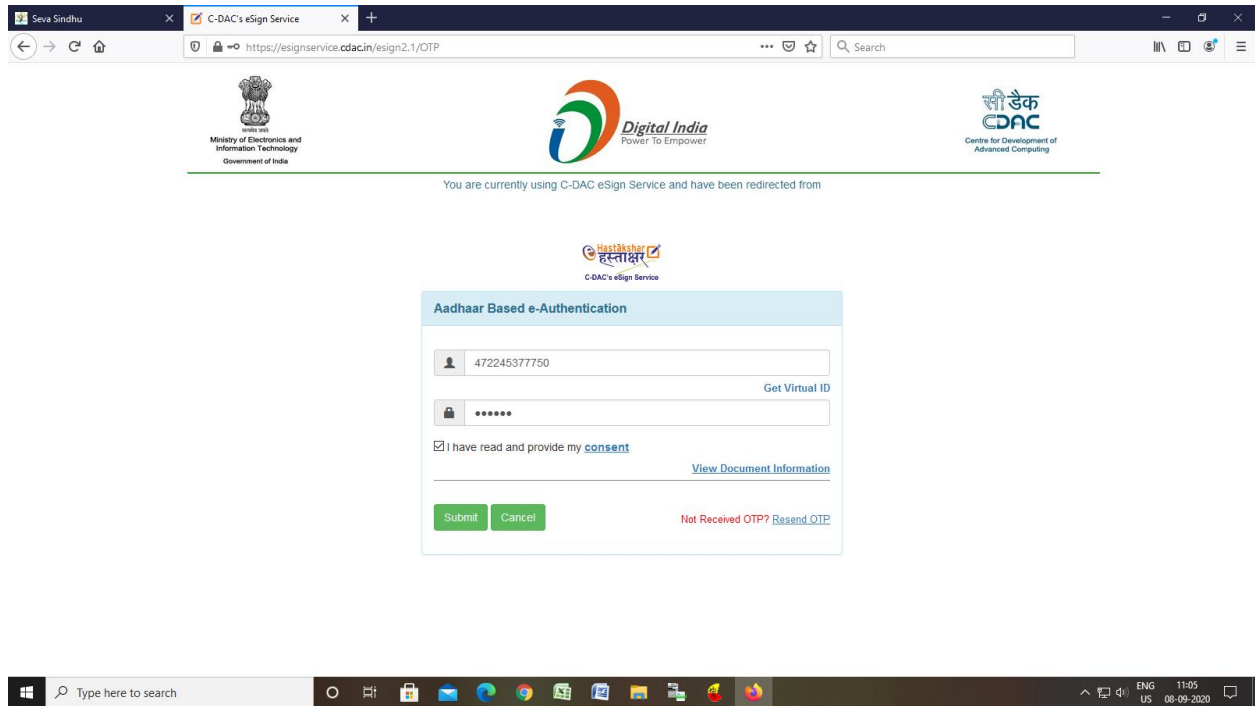
Step 10: Saved annexures will be displayed



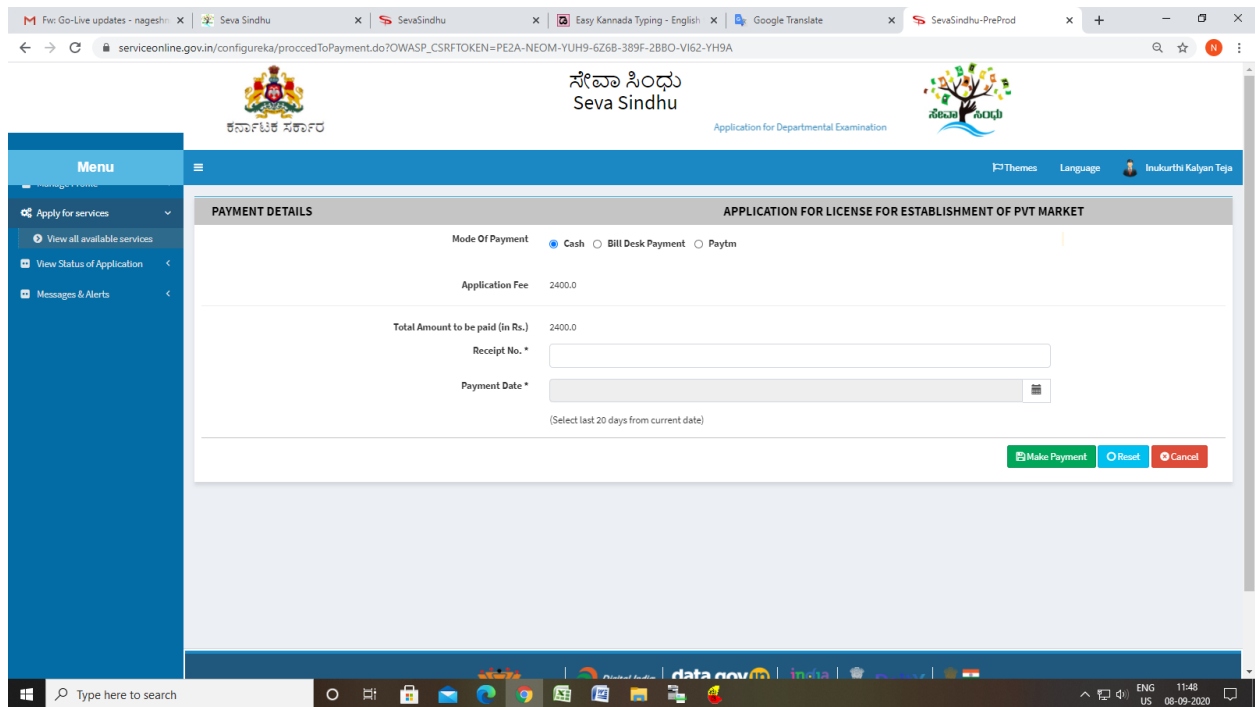
Step 11 : Click on e-Sign and proceed



Step 12: eSign page will be displayed. Fill Aadhar number to get OTP and proceed to payment



Step 13: Click on Make Payment and proceed



Step 14: After Payment is Successful, Sakala acknowledgement will be generated

Apply for services

- View all available services
- View Status of Application
- Messages & Alerts

APPLICATION ACKNOWLEDGEMENT



Sakala Acknowledgement/ಸಕಾಲ ಸ್ವೀಕೃತಿ

Office Name /ಕಛೇರಿ ಹೆಸರು	Department of Agricultural Marketing
Sakala No/ಸಕಾಲ ಸಂಖ್ಯೆ	AG007S200000019
Application Date /ಆರ್ಜಿಯ ದಿನಾಂಕ	08/09/2020
Service Requested /ವಿನಂತಿಸಿದ ಸೇವೆ	Application to grant Broker License
Applicant Name /ಆರ್ಜಿದಾರರ ಹೆಸರು	ghdhdghg
Applicant Address /ಆರ್ಜಿದಾರರ ವಿಳಾಸ	Krishna temple streettrtr
Mobile No /ಮೊಬೈಲ್ ಸಂಖ್ಯೆ	9996253522

Documents Submitted /ದಾಖಲಾತಿಗಳನ್ನು ಸಲ್ಲಿಸಿದವು	Type of document(s)	Document(s) Attached
	encumbrance certificate	encumbrance certificate
	Address proof	Aadhar Card
	GST Registration Certificate	GST registration certificate
	Aadhar Card	Aadhar Card
	Rent/Lease Agreement	Rent Agreement
	Ownership document	Ownership document
	passport size photograph	passport size photograph
	License Agreement	License Agreement
	Application Form	Application Form

Payment Status /ಪಾವತಿ ಸ್ಥಿತಿ	Payment Paid Successfully/ಪಾವತಿ ಯಶಸ್ವಿಯಾಗಿ ಪಾವತಿಸಲ್ಪಡಿದೆ
Payment Mode /ಪಾವತಿ ವಿಧಾನ	Cash
Transaction ID /ವ್ಯವಹಾರದ ಕೋಡ್	Not Applicable/ಅನ್ವಯಿಸುವುದಿಲ್ಲ
Transaction Date and Time /ವ್ಯವಹಾರದ ದಿನಾಂಕ	07/09/2020